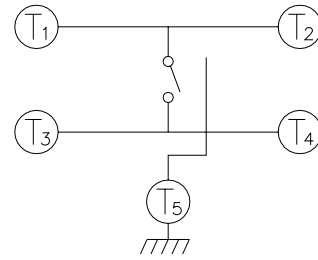
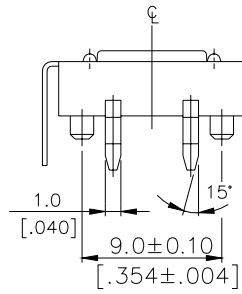
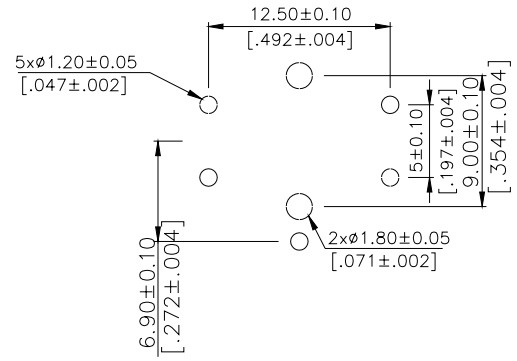
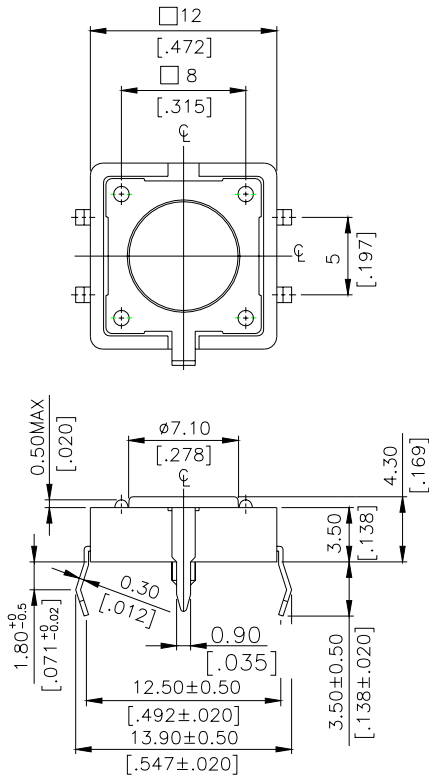


DTSG(P)-2



HOW TO ORDER

DTS □ □ - □ □ □ - □ □ - (□ □ □)

- (165) =Cover Terminal W/O Ben dng
- (923) =Cover=General Type
- (046) =Total H : 7.0mm

Soldering
V=Lead Free

Cover of Stem For Operatin Force:

- ▲K = Black, 100gf
- N = Brown, 160gf
- R = Red, 260gf
- S = Salmon, 320gf
- ▲Y = Yellow, 520gf
- <▲12x12, K,Y Unavailable>

Dimension H:

Code	DTSA-6	DTSG-6	DTSG(P)-2
▲(SQ.)x2.4mm	1 = 3.15mm	4.3mm	4.3mm
(SQ.)X2.8mm	2 = 3.85mm	5.0mm	CODE(4)
	3 = 5.85mm	7.0mm	(SQ.)X3.8mm
	44 = 6.15mm	7.3mm	7.3mm
	48 = 6.15mm	9.5mm	
	5 = 8.35mm	13.0mm	
	6 = 11.85mm		

Prod. Size:

- 6 = 6 x 6 mm
- 2 = 12 x 12 mm

□ = None Post

P = With Post (For 12x12mm only)

DTSA = Right Angle Type Tactile Switch

DTSG = With Ground Terminal Type Tactile Switch

